


# CULVERT

## CULVERT (PEMBENTUNG)




STANDARD DIMENSION

Diameter (D)		Height (H)		Thickness (T)	Weight
feet	mm	feet	mm	mm	kg
3'	900	3'	900	60	330
3'	900	2'	600	60	210
3'	900	4'	1200	60	505
3'	1200	3'	900	60	510


## CULVERT FLOOR (PEMBENTUNG LANTAI)

STANDARD DIMENSION

Diameter (D)		Height (H)		Thickness (T)	Weight
feet	mm	feet	mm	mm	kg
3'	900	3'	900	60	410
4'	1290	3'	900	60	720



## CULVERT COVER (PENUTUP PEMBENTUNG)



STANDARD DIMENSION

Diameter (D)		Thickness (T)	Weight
feet	mm	mm	kg
3'	90	50	90



\*The above measurements are based on standard measuring methods. Actual sizes may vary slightly.  
 \*Our company reserves the right to modify the above sizes without prior notice.

